

Methodology

Singapore's Best Employers 2024



Methodology –Singapore’s Best Employers 2024

Summary


- The Singapore’s Best Employers list has been chosen based on an independent survey from a vast sample of more than **14,000 employees⁽¹⁾** working part- or full-time for companies employing **at least 200 people** in their Singaporean operations.
- The employees have not been consulted via their employers but **anonymously** through several online panels and via The Straits Times website. By doing so, the employee could openly state his/her opinion, avoiding any influence from their employer.
- Each employee has been asked which firm or institution he or she works for in an open-ended question with an autofill-option. Where appropriate, subsidiaries of larger entities have been combined for evaluation. The survey has been conducted on companies from all industry sectors employing **more than 200 employees in Singapore**. The recommended employers have been grouped into one of the **27 industry sectors**.
- In total more than **220,000⁽²⁾ recommendations** were evaluated –The evaluation was based on two distinct criteria:
 - 1. Direct recommendations:** Employees were asked to rate their willingness to recommend their own employers to friends and family. The responses were analysed on a scale from 0 to 10, where 0 means "I wouldn't recommend my employer under any circumstances" and 10 means "I would definitely recommend my employer".
 - 2. Indirect recommendations:** Participants were also prompted to evaluate other employers in their respective industries that stood out either positively or negatively.
- Furthermore, the employees were asked over **40 questions about work related topics**: Employees were asked to give their opinions on a series of statements (e.g., working conditions, salary, potential for development and company image) regarding their current employer. The rate of agreement/disagreement regarding the statements was measured on a 5-point Likert scale.
- In total the survey took an average of 5-10 minutes to complete, and the field period ran from CW 36 to CW 43.

² (1) Number of employees who responded to the 2024 survey
(2) Evaluations from the previous year’s survey are included and have been considered with a small weight

The calculation of the direct and indirect score is based on more than 220,000⁽¹⁾ employee recommendations

Survey

The 2024 edition survey has been conducted using an **online access panel** (and via **The Straits Times website**), providing a sample of more than 14,000 employees⁽²⁾ working part- or full-time for companies and institutions employing **more than 200 employees in Singapore**.



Online access panel


An online access panel is a sample group set up by a survey company and available for custom-built surveys. People register and agree to take part in online surveys.

+ open survey via The Straits Times website



~14,000 participants:

- Full-time** (> 30 hours per week)
- Part-time** (< 30 hours per week)
- Unemployed**
- Self-employed**
- Company size < 200 employees**



Survey

³ (1) Evaluations from the previous year's survey are included and have been considered with a small weight

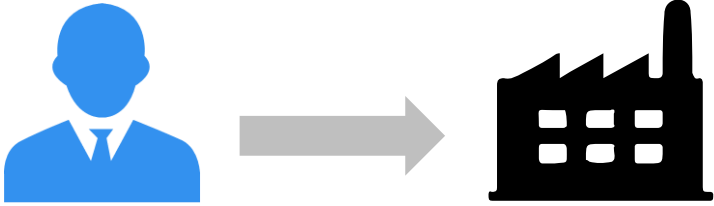
(2) Number of employees who responded to the 2024 survey

Calculation of the scores: For each employer, a combination of the direct and indirect score

The score is based on the two main elements below:

1. Direct score: Willingness to recommend one's own employer

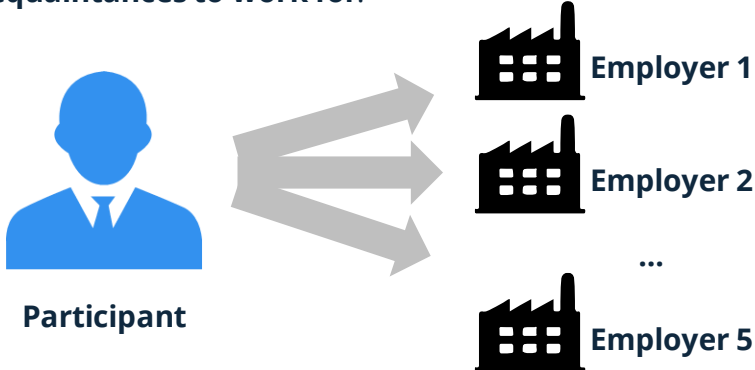
> In order to measure the willingness to recommend one's own employer, the following question has been asked: „**On a scale of 0 to 10, how likely is it that you would recommend your employer to a friend or family member?**” (0: wouldn't recommend my employer under any circumstances, 10: would definitely recommend my employer).



The diagram shows a blue silhouette of a person labeled 'Participant' on the left. A grey arrow points from the participant to a black silhouette of a factory labeled 'Participant's employer' on the right.

2. Indirect score: Willingness to recommend other employers

> The participants have also been asked if there are other **employers they would recommend to their acquaintances**, or, on the contrary, if there are other **employers they would not recommend their acquaintances to work for**.



The diagram shows a blue silhouette of a person labeled 'Participant' on the left. Three grey arrows point from the participant to three black silhouettes of factories labeled 'Employer 1', 'Employer 2', and 'Employer 5' on the right. There are three dots between 'Employer 2' and 'Employer 5'.

The results of these two elements have been combined to calculate a final score with a **greater weight given to the direct score**, i.e., willingness of the participants to recommend their own employer.⁽¹⁾

4 ⁽¹⁾Scores from previous year's survey were considered with a small weight.

Industries

Each employer was assigned a respective industry

1. Construction
2. Oil & Gas Operations, Mining and Chemicals
3. Utilities
4. Engineering, Manufacturing
5. Automotive (Automotive and Suppliers)
6. Aerospace & Defense
7. Drugs & Biotechnology
8. Semiconductors, Electronics, Electrical Engineering, Technology Hardware & Equipment
9. Health Care Equipment & Services
10. Packaged Goods
11. Food, Soft Beverages, Alcohol & Tobacco
12. Transportation and Logistics
13. Banking and Financial Services
14. Insurance
15. Telecommunications Services, Cable Suppliers
16. IT, Internet, Software & Services
17. Professional Services
18. Media & Advertising
19. Business Support Services & Supplies
20. Real Estate
21. Government Services
22. Education
23. Healthcare & Social
24. Retail and Wholesale
25. Clothing, Shoes, Sports Equipment
26. Restaurants and Food Services
27. Travel & Leisure

Imprint

Imprint:

Statista Pte Ltd
Level 24, 138 Market Street
CapitaGreen, 048945 Singapore
Singapore
asia.support@statista.com
www.statista.com
www.r.statista.com

Authors:

Klaas Seestädt, Jana Meusel, Daniel Weissmann

Sources:

own survey, company websites

Disclaimer:

The ranking is comprised exclusively of employers that are eligible regarding the scope described in this document. A mention in the ranking is a positive recognition based on employee recommendations, peer recommendations and publicly available data sources at the time. The ranking is the result of an elaborate process which, due to the interval of data-collection and analysis, reflects the last two calendar years. Furthermore, events following October 31st, 2023, and/or pertaining to individual persons affiliated/associated to the employers were not included in the metrics. As such, the results of this ranking should not be used as the sole source of information for future deliberations. The information provided in this ranking should be considered in conjunction with other available information about the employers. The quality of employers that are not included in the rankings is not disputed.